


600 Volt MULTICONDUCTOR XLPE MC

Low Voltage Commercial & Industrial Cables



Applications

Multiconductor cable with stranded copper conductors, extruded high dielectric strength cross-linked polyethylene (XLPE) insulation, Type XHHW-2, cabled with bare copper grounding conductors and fillers, core binder tape, aluminum interlocked armor (AIA) or galvanized steel interlocked armor (GSIA), overall PVC jacket.

Specifications

UL- UL 44
UL- UL 1569

ICEA- ICEA S-95-658
IEEE- IEEE 383 Flame Test

For 90°C Wet or Dry Operation.

Options

- One grounding conductor
- Aluminum Conductor
- CPE Jacket
- Compact stranded conductors
- Colored jacket
- Oil Resistant Jacket
- RHH/RHW-2 Insulation

Ratings

Type XHHW-2
 Type MC
 Sunlight Resistant
 For CT USE
 Direct Buried

Design Parameters

CONDUCTOR: Class B Compressed concentric strand soft drawn annealed copper per ASTM.

INSULATION: Unfilled, flame-retardant, high dielectric strength cross-linked polyethylene (XLPE) insulation, exhibiting an optimum balance of electrical characteristics assuring extended cable life.







GROUNDING CONDUCTORS: Bare stranded copper conductors in the interstices per UL and ICEA. UL Listed cables must have grounding conductor(s).

ASSEMBLY: Insulated conductors cabled with fillers and grounding conductors (as specified), forming a firm and cylindrical cable core. A binder tape is applied to maintain core symmetry and mechanical stability.

ARMOR: Aluminum interlocked armor (AIA) or galvanized steel interlocked (GSIA) armor applied over the cable core

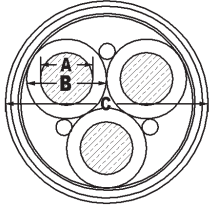
JACKET: Black sunlight resistant polyvinyl chloride (PVC) jacket tightly applied over the armor.

Installation

- | | |
|--|---|
|  Direct Buried |  Isolated in Air |
|  In Cable Tray |  Wet Locations |
|  Dry Locations |  Industrial |
|  With Messenger |  Conduit in Air |
|  Underground Duct | |

600 Volt MULTICONDUCTOR XLPE MC

Low Voltage Commercial & Industrial Cables



Product Number	Conductor	Insulation Thickness (mils)	Jacket Thickness (mils)	Ground Wires	Conductor Diameter (in)	Insulation Diameter (in)	Overall Diameter (in)	Weight (lbs./kft)	Minimum Bending Radius (in)	† Ampacity (Amps)		
											No.	Size
600 Volt Copper Three Conductor AIA												
Q02440A	4 AWG CU	45	50	3	10 AWG	0.225	0.32	1.06	800	8	95	
Q04440A	2 AWG CU	45	50	3	10 AWG	0.283	0.38	1.18	1090	9	130	
Q06440A	1 AWG CU	55	50	3	10 AWG	0.322	0.44	1.32	1330	10	145	
Q08440A	1/0 AWG CU	55	50	3	10 AWG	0.362	0.48	1.41	1575	10	170	
Q09440A	2/0 AWG CU	55	50	3	10 AWG	0.406	0.52	1.5	1885	11	195	
Q0A440A	3/0 AWG CU	55	60	3	8 AWG	0.456	0.57	1.61	2315	12	225	
⁵ Q0B440A	4/0 AWG CU	55	60	3	8 AWG	0.512	0.63	1.75	2820	13	260	
Q0C440A	250 MCM CU	65	60	3	8 AWG	0.558	0.70	1.92	3335	14	290	
⁵ Q0D440A	350 MCM CU	65	60	3	7 AWG	0.661	0.80	2.14	4425	15	350	
⁵ Q0E440A	500 MCM CU	65	75	3	6 AWG	0.789	0.93	2.42	6045	17	430	
Q0F440A	750 MCM CU	80	75	3	5 AWG	0.968	1.14	2.92	8900	21	535	

PRODUCT NOTES:

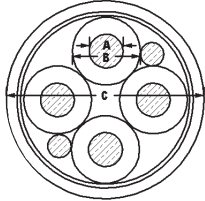
⁵ Items are Prysmian authorized stock.
The above dimensions are approximate and subject to normal manufacturing tolerances.
All metric (SI) dimensions are derived from a soft conversion.

† Ampacities are based on the following:

2014 NEC Table 310.15(B)(16): Insulated three conductor cable installed in raceway or cable in free air or earth (directly buried), 30°C ambient air temperature, and 90°C conductor operating temperatures.

600 Volt MULTICONDUCTOR XLPE MC

Low Voltage Commercial & Industrial Cables



Product Number	Conductor	Insulation Thickness (mils)	Jacket Thickness (mils)	Ground Wires	Conductor Diameter (in)	Insulation Diameter (in)	Overall Diameter (in)	Weight (lbs./kft)	Minimum Bending Radius (in)	† Ampacity (Amps)	90°C	
											No.	Size
600 Volt Copper Four Conductor AIA												
Q02450A	4 AWG CU	45	50	2	10 AWG	0.225	0.32	1.14	955	8	7	
Q04450A	2 AWG CU	45	50	2	8 AWG	0.283	0.38	1.28	1360	9	104	
Q06450A	1 AWG CU	55	50	2	8 AWG	0.322	0.44	1.44	1680	11	116	
Q08450A	1/0 AWG CU	55	50	2	8 AWG	0.362	0.48	1.53	2000	11	136	
Q09450A	2/0 AWG CU	55	50	2	8 AWG	0.406	0.52	1.64	2410	12	156	
Q0A450A	3/0 AWG CU	55	60	2	6 AWG	0.456	0.57	1.78	2995	13	180	
Q0B450A	4/0 AWG CU	55	60	2	6 AWG	0.512	0.63	1.94	3675	14	208	
Q0C450A	250 MCM CU	65	60	2	6 AWG	0.558	0.70	2.10	4275	15	232	
Q0D450A	350 MCM CU	65	60	2	5 AWG	0.661	0.80	2.35	5690	17	280	
Q0E450A	500 MCM CU	65	75	2	4 AWG	0.789	0.93	2.69	7925	19	344	
Q0F450A	750 MCM CU	80	75	2	3 AWG	0.968	1.14	3.20	11590	23	428	

PRODUCT NOTES:

⁵ Items are Prysmian authorized stock.
The above dimensions are approximate and subject to normal manufacturing tolerances.
All metric (SI) dimensions are derived from a soft conversion.

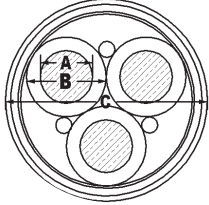
† Ampacities are based on the following:

2011 NEC Table 310.15(B)(16): Insulated three conductor cable installed in raceway or cable in free air or earth (directly buried), 30°C ambient air temperature, and 90°C conductor operating temperatures.

2014 NEC Table B310.15(B)(2)(11) Adjustment factors for more than three current carrying conductors.

600 Volt MULTICONDUCTOR XLPE MC

Low Voltage Commercial & Industrial Cables



Product Number	Conductor	Insulation Thickness (mils)	Jacket Thickness (mils)	Ground Wires	Conductor Diameter (in)	Insulation Diameter (in)	Overall Diameter (in)	Weight (lbs./kft)	Minimum Bending Radius (in)	† Ampacity (Amps)	90°C
											No.
600 Volt Copper Three Conductor GSIA											
Q02460A	4 AWG CU	45	50	3	10 AWG	0.225	0.32	1.04	955	8	95
Q04460A	2 AWG CU	45	50	3	10 AWG	0.283	0.38	1.16	1275	9	130
Q06460A	1 AWG CU	55	50	3	10 AWG	0.322	0.44	1.30	1540	10	145
Q08460A	1/0 AWG CU	55	50	3	10 AWG	0.362	0.48	1.39	1805	10	170
Q09460A	2/0 AWG CU	55	50	3	10 AWG	0.406	0.52	1.48	2130	11	195
Q0A460A	3/0 AWG CU	55	60	3	8 AWG	0.456	0.57	1.59	2580	12	225
Q0B460A	4/0 AWG CU	55	60	3	8 AWG	0.512	0.63	1.73	3110	13	260
Q0C460A	250 MCM CU	65	60	3	8 AWG	0.558	0.70	1.91	3740	14	290
Q0D460A	350 MCM CU	65	60	3	7 AWG	0.661	0.80	2.13	4895	15	350
Q0E460A	500 MCM CU	65	75	3	6 AWG	0.789	0.93	2.44	6655	18	430
Q0F460A	750 MCM CU	80	75	3	5 AWG	0.968	1.14	2.89	9555	21	535

PRODUCT NOTES:

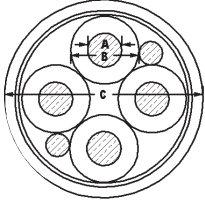
⁵ Items are Prysmian authorized stock.
The above dimensions are approximate and subject to normal manufacturing tolerances.
All metric (SI) dimensions are derived from a soft conversion.

† Ampacities are based on the following:

2014 NEC Table 310.15(B)(16): Insulated three conductor cable installed in raceway or cable in free air or earth (directly buried), 30°C ambient air temperature, and 90°C conductor operating temperatures.

600 Volt MULTICONDUCTOR XLPE MC

Low Voltage Commercial & Industrial Cables



Product Number	Conductor	Insulation Thickness (mils)	Jacket Thickness (mils)	Ground Wires	Conductor Diameter (in)	Insulation Diameter (in)	Overall Diameter (in)	Weight (lbs./kft)	Minimum Bending Radius (in)	† Ampacity (Amps)	90°C	
											No.	Size
600 Volt Copper Four Conductor GSIA												
Q02470A	4 AWG CU	45	50	2	10 AWG	0.225	0.32	1.12	1130	8	76	
Q04470A	2 AWG CU	45	50	2	8 AWG	0.283	0.38	1.26	1565	9	104	
Q06470A	1 AWG CU	55	50	2	8 AWG	0.322	0.44	1.42	1910	10	116	
Q08470A	1/0 AWG CU	55	50	2	8 AWG	0.362	0.48	1.51	2250	11	136	
Q09470A	2/0 AWG CU	55	50	2	8 AWG	0.406	0.52	1.62	2685	12	156	
Q0A470A	3/0 AWG CU	55	60	2	6 AWG	0.456	0.57	1.76	3290	13	180	
Q0B470A	4/0 AWG CU	55	60	2	6 AWG	0.512	0.63	1.93	4095	14	208	
Q0C470A	250 MCM CU	65	60	2	6 AWG	0.558	0.70	2.09	4735	15	232	
Q0D470A	350 MCM CU	65	60	2	5 AWG	0.661	0.80	2.34	6215	17	280	
Q0E470A	500 MCM CU	65	75	2	4 AWG	0.789	0.93	2.68	8530	19	344	
Q0F470A	750 MCM CU	80	75	2	3 AWG	0.968	1.14	3.19	12325	23	428	

PRODUCT NOTES:

⁵ Items are Prysmian authorized stock.
The above dimensions are approximate and subject to normal manufacturing tolerances.
All metric (SI) dimensions are derived from a soft conversion.

† Ampacities are based on the following:

2014 NEC Table 310.15(B)(16): Insulated three conductor cable installed in raceway or cable in free air or earth (directly buried), 30°C ambient air temperature, and 90°C conductor operating temperatures.
2014 NEC Table B310.15(B)(2)(11) Adjustment factors for more than three current carrying conductors.