


600 Volt MULTICONDUCTOR EPR MC

Low Voltage Commercial & Industrial Cables



Applications

Multiconductor cable with stranded copper conductors, extruded high dielectric strength thermosetting EPR-based insulation, Type XHHW-2, cabled with bare copper grounding conductors and fillers, core binder tape, aluminum interlocked armor (AIA) or galvanized steel interlocked armor (GSIA), overall PVC jacket.

Specifications

UL- UL 44
UL- UL 1569

ICEA- ICEA S-95-658
IEEE- IEEE 383 Flame Test

For 90°C Wet or Dry Operation.

Options

- One grounding conductor
- Aluminum Conductor
- CPE Jacket
- Compact stranded conductors
- Colored jacket
- Oil Resistant Jacket
- RHH/RHW-2 Insulation

Ratings

Type XHHW-2
 Type MC
 Sunlight Resistant
 For CT USE
 Direct Buried

Design Parameters

CONDUCTOR: Class B Compressed concentric strand soft drawn annealed copper per ASTM.

INSULATION: Natural, unfilled, flame-retardant, extruded high dielectric strength thermosetting EPR-based insulation, exhibiting an optimum balance of electrical characteristics assuring extended cable life.










GROUNDING CONDUCTORS: Bare stranded copper conductors in the interstices per UL and ICEA. UL Listed cables must have grounding conductor(s).

ASSEMBLY: Insulated conductors cabled with optional moisture-resistant fillers and grounding conductors (as specified), forming a firm and cylindrical cable core. A binder tape is applied to maintain core symmetry and mechanical stability.

ARMOR: Aluminum interlocked armor (AIA) or galvanized steel interlocked (GSIA) armor applied over the cable core.

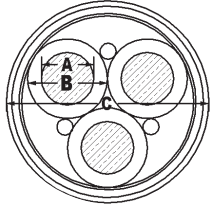
JACKET: Black sunlight resistant polyvinyl chloride (PVC) jacket tightly applied over the armor.

Installation

- | | |
|--|---|
|  Direct Buried |  Isolated in Air |
|  In Cable Tray |  Wet Locations |
|  Dry Locations |  Industrial |
|  With Messenger |  Conduit in Air |
|  Underground Duct | |

600 Volt MULTICONDUCTOR EPR MC

Low Voltage Commercial & Industrial Cables



Product Number	Conductor	Insulation Thickness (mils)	Jacket Thickness (mils)	Ground Wires		Conductor Diameter (in)	Insulation Diameter (in)	Overall Diameter (in)	Weight (lbs./kft)	Minimum Bending Radius (in)	† Ampacity (Amps)
				No.	Size						
600 Volt Copper Three Conductor AIA											
QF2440A	4 AWG CU	45	50	3	10 AWG	0.225	0.32	1.06	820	8	95
QF4440A	2 AWG CU	45	50	3	10 AWG	0.283	0.38	1.18	1120	9	130
QF6440A	1 AWG CU	55	50	3	10 AWG	0.322	0.44	1.32	1365	10	150
QF8440A	1/0 AWG CU	55	50	3	10 AWG	0.362	0.48	1.41	1615	10	170
QF9440A	2/0 AWG CU	55	50	3	10 AWG	0.406	0.52	1.5	1930	11	195
QFA440A	3/0 AWG CU	55	60	3	8 AWG	0.456	0.57	1.61	2365	12	225
QFB440A	4/0 AWG CU	55	60	3	8 AWG	0.512	0.63	1.75	2875	13	260
QFC440A	250 MCM CU	65	60	3	8 AWG	0.558	0.70	1.92	3400	14	290
QFD440A	350 MCM CU	65	60	3	7 AWG	0.661	0.80	2.14	4505	15	350
QFE440A	500 MCM CU	65	75	3	6 AWG	0.789	0.93	2.42	6140	17	430
QFF440A	750 MCM CU	80	75	3	5 AWG	0.968	1.14	2.9	9035	21	535

PRODUCT NOTES:

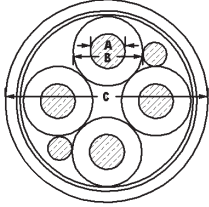
⁵ Items are Prysmian authorized stock.
The above dimensions are approximate and subject to normal manufacturing tolerances.

† Ampacities are based on the following:

2011 NEC Table 310.15(B)(16): Insulated three conductor cable installed in raceway or cable in free air or earth (directly buried), 30°C ambient air temperature, and 90°C conductor operating temperatures.

600 Volt MULTICONDUCTOR EPR MC

Low Voltage Commercial & Industrial Cables



Product Number	Conductor	Insulation Thickness (mils)	Jacket Thickness (mils)	Ground Wires	Conductor Diameter (in)	Insulation Diameter (in)	Overall Diameter (in)	Weight (lbs./kft)	Minimum Bending Radius (in)	† Ampacity (Amps)	90°C
											No.
600 Volt Copper Four Conductor AIA											
QF2450A	4 AWG CU	45	50	2	10 AWG	0.225	0.32	1.14	980	8	95
QF4450A	2 AWG CU	45	50	2	8 AWG	0.283	0.38	1.28	1395	9	130
QF6450A	1 AWG CU	55	50	2	8 AWG	0.322	0.44	1.44	1725	11	150
QF8450A	1/0 AWG CU	55	50	2	8 AWG	0.362	0.48	1.53	2050	11	170
QF9450A	2/0 AWG CU	55	50	2	8 AWG	0.406	0.52	1.64	2470	12	195
QFA450A	3/0 AWG CU	55	60	2	6 AWG	0.456	0.57	1.78	3060	13	225
QFB450A	4/0 AWG CU	55	60	2	6 AWG	0.512	0.63	1.94	3750	14	260
QFC450A	250 MCM CU	65	60	2	6 AWG	0.558	0.70	2.10	4365	15	290
QFD450A	350 MCM CU	65	60	2	5 AWG	0.661	0.80	2.35	5840	17	350
QFE450A	500 MCM CU	65	75	2	4 AWG	0.789	0.93	2.69	8055	19	430
QFF450A	750 MCM CU	80	75	2	3 AWG	0.968	1.14	3.20	11775	23	535

PRODUCT NOTES:

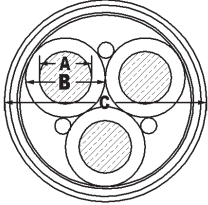
^S Items are Prysmian authorized stock.
The above dimensions are approximate and subject to normal manufacturing tolerances.

† Ampacities are based on the following:

2011 NEC Table 310.15(B)(16) and 310.15(B)(3)(a):
Insulated four conductor cable installed in raceway or cable in free air, 30°C ambient air temperature, and 90°C conductor operating temperature.

600 Volt MULTICONDUCTOR EPR MC

LOW VOLTAGE COMMERCIAL & INDUSTRIAL CABLES



Product Number	Conductor	Insulation Thickness (mils)	Jacket Thickness (mils)	Ground Wires	Conductor Diameter (in)	Insulation Diameter (in)	Overall Diameter (in)	Weight (lbs./kft)	Minimum Bending Radius (in)	† Ampacity (Amps)	90°C	
											No.	Size
600 Volt Copper Three Conductor GSIA												
QF2460A	4 AWG CU	45	50	3	10 AWG	0.225	0.32	1.04	980	8	95	
QF4460A	2 AWG CU	45	50	3	10 AWG	0.283	0.38	1.16	1300	9	130	
QF6460A	1 AWG CU	55	50	3	10 AWG	0.322	0.44	1.30	1575	10	150	
QF8460A	1/0 AWG CU	55	50	3	10 AWG	0.362	0.48	1.39	1845	10	170	
QF9460A	2/0 AWG CU	55	50	3	10 AWG	0.406	0.52	1.48	2175	11	195	
QFA460A	3/0 AWG CU	55	60	3	8 AWG	0.456	0.57	1.59	2630	12	225	
QFB460A	4/0 AWG CU	55	60	3	8 AWG	0.512	0.63	1.73	3165	13	260	
QFC460A	250 MCM CU	65	60	3	8 AWG	0.558	0.70	1.91	3815	14	260	
QFD460A	350 MCM CU	65	60	3	7 AWG	0.661	0.80	2.13	4975	15	350	
QFE460A	500 MCM CU	65	75	3	6 AWG	0.789	0.93	2.44	6685	18	430	
QFF460A	750 MCM CU	80	75	3	5 AWG	0.968	1.14	2.89	9695	21	535	

PRODUCT NOTES:

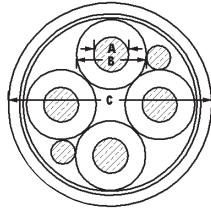
s Items are Prysmian authorized stock.
The above dimensions are approximate and subject to normal manufacturing tolerances.

† Ampacities are based on the following:

2011 NEC Table 310.15(B)(16): Insulated three conductor cable installed in raceway or cable in free air or earth (directly buried), 30°C ambient air temperature, and 90°C conductor operating temperatures.

600 Volt MULTICONDUCTOR EPR MC

LOW VOLTAGE COMMERCIAL & INDUSTRIAL CABLES



Product Number	Conductor	Insulation Thickness (mils)	Jacket Thickness (mils)	Ground Wires	Conductor Diameter (in)	Insulation Diameter (in)	Overall Diameter (in)	Weight (lbs./kft)	Minimum Bending Radius (in)	† Ampacity (Amps)	90°C	
											No.	Size
600 Volt Copper Four Conductor GSIA												
QF2470A	4 AWG CU	45	50	2	10 AWG	0.225	0.32	1.12	1155	8	76	
QF4470A	2 AWG CU	45	50	2	8 AWG	0.283	0.38	1.26	1600	9	104	
QF6470A	1 AWG CU	55	50	2	8 AWG	0.322	0.44	1.42	1960	10	120	
QF8470A	1/0 AWG CU	55	50	2	8 AWG	0.362	0.48	1.51	2305	11	136	
QF9470A	2/0 AWG CU	55	50	2	8 AWG	0.406	0.52	1.62	2740	12	156	
QFA470A	3/0 AWG CU	55	60	2	6 AWG	0.456	0.57	1.76	3355	13	180	
QFB470A	4/0 AWG CU	55	60	2	6 AWG	0.512	0.63	1.93	4170	14	208	
QFC470A	250 MCM CU	65	60	2	6 AWG	0.558	0.70	2.09	4825	15	232	
QFD470A	350 MCM CU	65	60	2	5 AWG	0.661	0.80	2.34	6365	17	280	
QFE470A	500 MCM CU	65	75	2	4 AWG	0.789	0.93	2.68	8660	19	344	
QFF470A	750 MCM CU	80	75	2	3 AWG	0.968	1.14	3.19	12510	23	428	

PRODUCT NOTES:

⁵ Items are Prysmian authorized stock.
The above dimensions are approximate and subject to normal manufacturing tolerances.

† Ampacities are based on the following:

2011 NEC Table 310.15(B)(16) and 310.15(B)(3)(a):
Insulated four conductor cable installed in raceway or cable in free air, 30°C ambient air temperature, and 90°C conductor operating temperature.