

600 Volt SUPERFLEX™ XLP

Low Voltage Utility Cables



Applications

Secondary UD Power Cable, with aluminum conductors and a single-layer cross-linked polyethylene insulation that is formulated for a balance of flexibility and mechanical toughness.

Specifications

UL- UL 854

ICEA- ICEA S-105-692

REA- REA U-2

For 90°C Wet or Dry Operation.

Options

- Strandseal®
- Copper or Series 8000 Aluminum Conductor(s)
- Paralleled
- Solid Black Neutral

Installation



Direct Buried



Underground Duct



Wet Locations



Dry Locations



Utility Secondary



Industrial



Underground Service Entrance

Design Parameters

CONDUCTORS: Class B Compressed Unilay (1 AWG to 4/0 AWG) or Compressed Round aluminum alloy 1350 per ASTM.

PHASE INSULATION: Extruded thermosetting cross-linked black polyethylene.

NEUTRAL INSULATION: Extruded thermosetting cross-linked black polyethylene with three extruded yellow stripes (120° apart) for neutral identification.

ASSEMBLY: For multiple cable assemblies, one, two, or three phase conductors with one neutral twisted together.

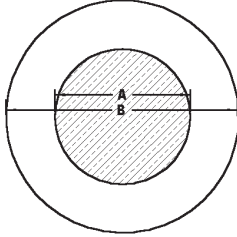
CABLE MARKINGS: Sequential footage markings on one phase conductor. Phase identification surface printed in white ink: 1/C - "Phase A", 1/C - "Phase B", 1/C - "Phase C", as applicable.

Prysmian Group

700 Industrial Drive | Lexington, SC 29072 | +1-800-845-8507 | www.prysmianusa.com
 137 Commerce Drive | Johnstown, Ontario K0E 1T1 | www.prysmiancanada.com

600 Volt SUPERFLEX™ XLP

Low Voltage Utility Cables



Product Number	Code Name	Phase Conductor	Phase Insulation Thickness (mils)	Phase Conductor Diameter (in)	Outside Diameter (in)	Cable Weight (lbs./kft)	Minimum Bending Radius (in)	† Ampacity (Amps)	
								90°C In Duct	90°C Direct Buried
600 Volt Aluminum Single Conductor									
QOI300A	Cornell	8 AWG AL	60	0.143	0.27	33	2	45	70
QOJ300A	Princeton	6 AWG AL	60	0.180	0.31	44	2	55	90
QOK300A	Mercer	4 AWG AL	60	0.226	0.35	63	2	75	120
QOM300A	Clemson	2 AWG AL	60	0.284	0.41	92	2	100	155
QOO300A	Kenyon	1 AWG AL	80	0.313	0.48	121	2	115	175
QOQ300A	Harvard	1/0 AWG AL	80	0.352	0.52	146	3	135	200
QOR300A	Yale	2/0 AWG AL	80	0.395	0.56	177	3	155	225
QOS300A	Tufts	3/0 AWG AL	80	0.443	0.61	215	3	180	260
QOT300A	Beloit	4/0 AWG AL	80	0.498	0.67	263	3	210	295
QOU300A	Hofstra	250 MCM AL	95	0.561	0.76	318	4	230	320
QOV300A	Rutgers	350 MCM AL	95	0.664	0.87	427	4	285	385
QOW300A	Emory	500 MCM AL	95	0.794	1.00	587	4	350	465
QOX300A	Sewanee	750 MCM AL	110	0.974	1.21	867	7	455	580
QOY300A	Fordham	1000 MCM AL	110	1.124	1.36	1128	7	540	670

PRODUCT NOTES:

⁵ Items are Prysmian authorized stock. The above dimensions are approximate and subject to normal manufacturing tolerances.

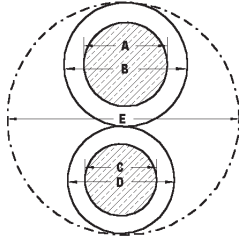
Conductor sizes #4 AWG and larger, with the exception of #1 AWG 19/Wire, are available with Strandseal®

† Ampacities are based on the following:

Three conductors triplexed, 90°C conductor temperature, 20°C ambient earth temperature, earth RHO of 90°C-cm/Watt, 100% load factor, 36 inch depth of burial, and three phase operation.

600 Volt SUPERFLEX™ XLP

Low Voltage Utility Cables



Product Number	Code Name	Phase Conductor	Phase Insulation Thickness (mils)	Neutral Conductor	Neutral Insulation Thickness (mils)	Phase Conductor Diameter (in)	Phase Insulation Diameter (in)	Neutral Conductor Diameter (in)	Neutral Insulation Diameter (in)	Outside Diameter (in)	Cable Weight (lbs/100ft)	Minimum Bending Radius (in)	† Ampacity (Amps)	
						(A)	(B)	(C)	(D)	(E)			90°C In Duct	90°C Direct Buried
600 Volt Aluminum Duplexed - 1/C Phase and 1/C Neutral														
Q0IA10A	Bard	8 AWG AL	60	8 AWG AL	60	0.143	0.27	0.143	0.27	0.54	65	3	50	85
Q0JA10A	Claffin	6AWGAL	60	6 AWGAL	60	0.180	0.31	0.180	0.31	0.62	90	3	65	110
Q0KAK0A	Delgado	4AWGAL	60	4 AWGAL	60	0.226	0.35	0.226	0.35	0.71	128	3	85	140
Q0MAM0A	Everett	2AWGAL	60	2 AWGAL	60	0.284	0.41	0.284	0.41	0.82	185	4	115	180
Q0RAR0A	Findlay	2/0AWGAL	80	2/0 AWGAL	80	0.395	0.56	0.395	0.56	1.13	355	6	175	265
Q0TAT0A	Hanover	4/0AWGAL	80	4/0 AWGAL	80	0.498	0.67	0.498	0.67	1.33	529	7	235	345
Q0VAV0A	Glenville	350MCMAL	95	350 MCMAL	95	0.664	0.87	0.664	0.87	1.73	857	9	325	455

PRODUCT NOTES:

⁵ Items are Prysmian authorized stock. The above dimensions are approximate and subject to normal manufacturing tolerances.

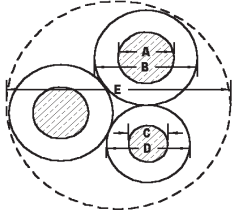
Conductor sizes #4 AWG and larger, with the exception of #1 AWG 19/Wire, are available with Strandseal®

† Ampacities are based on the following:

Three conductors triplexed, 90°C conductor temperature, 20°C ambient earth temperature, earth RHO of 90°C-cm/Watt, 100% load factor, 36 inch depth of burial, and three phase operation.

600 Volt SUPERFLEX™ XLP

Low Voltage Utility Cables



Product Number	Code Name	Phase Conductor	Phase Insulation Thickness (mils)	Neutral Conductor	Neutral Insulation Thickness (mils)					Outside Diameter (in)	Cable Weight (lbs/100ft)	Minimum Bending Radius (in)	† Ampacity (Amps)	
					(A)	(B)	(C)	(D)	(E)				90°C In Duct	90°C Direct Buried
600 Volt Aluminum Triplexed - 2/C Phase and 1/C Neutral														
QOIB0A	Dowling	8 AWG AL	60	8 AWG AL	60	0.143	0.27	0.143	0.27	0.58	97	3	50	85
⁵ QOJB0A	Erskine	6 AWG AL	60	6 AWG AL	60	0.180	0.31	0.180	0.31	0.66	134	3	65	110
⁵ QOKB0A	Vassar	4 AWG AL	60	4 AWG AL	60	0.226	0.35	0.226	0.35	0.76	191	4	85	140
⁵ QOMB0A	Stephens	2 AWG AL	60	4 AWG AL	60	0.284	0.41	0.226	0.35	0.86	249	4	115	180
QOMB0A	Ramapo	2 AWG AL	60	2 AWG AL	60	0.284	0.41	0.284	0.41	0.89	278	4	115	180
QO0B0A	Grossmont	1 AWG AL	80	1 AWG AL	80	0.313	0.48	0.313	0.48	1.03	364	6	130	205
⁵ QOQB0A	Brenau	1/0 AWG AL	80	2 AWG AL	60	0.352	0.52	0.284	0.41	1.06	385	6	155	235
QOQB0A	Bergen	1/0 AWG AL	80	1/0 AWG AL	80	0.352	0.52	0.352	0.52	1.12	439	6	155	235
QORB0A	Fisk	2/0 AWG AL	80 2	2 AWG AL	60	0.395	0.56	0.284	0.41	1.13	447	6	175	265
⁵ QORB0A	Converse	2/0 AWG AL	80	1 AWG AL	80	0.395	0.56	0.313	0.48	1.17	476	6	175	265
QORB0A	Shaw	2/0 AWG AL	80	1/0 AWG AL	80	0.395	0.56	0.352	0.52	1.19	501	6	175	265
QORB0A	Hunter	2/0 AWG AL	80	2/0 AWG AL	80	0.395	0.56	0.395	0.56	1.21	533	7	175	265
QOSB0A	Calvert	3/0 AWG AL	80	2 AWG AL	60	0.443	0.61	0.284	0.41	1.22	524	7	205	305
QOSB0A	Chase	3/0 AWG AL	80	1 AWG AL	80	0.443	0.61	0.313	0.48	1.24	553	7	205	305
⁵ QOSB0A	Hollins	3/0 AWG AL	80	1/0 AWG AL	80	0.443	0.61	0.352	0.52	1.27	578	7	205	305
QOSB0A	Rockland	3/0 AWG AL	80	3/0 AWG AL	80	0.443	0.61	0.443	0.61	1.31	648	7	205	305
QOTB0A	Coburn	4/0 AWG AL	80	1 AWG AL	80	0.498	0.67	0.313	0.48	1.34	649	7	235	345
QOTB0A	Molloy	4/0 AWG AL	80	1/0 AWG AL	80	0.498	0.67	0.352	0.52	1.35	674	7	235	345
⁵ QOTB0A	Sweetbriar	4/0 AWG AL	80	2/0 AWG AL	80	0.498	0.67	0.395	0.56	1.37	705	7	235	345
QOTB0A	Monmouth	4/0 AWG AL	80	4/0 AWG AL	80	0.498	0.67	0.498	0.67	1.43	792	8	235	345
QOUB0A	Aquinas	250 MCM AL	95	2/0 AWG AL	80	0.561	0.76	0.395	0.56	1.53	816	8	260	375
QOUB0A	Pratt	250 MCM AL	95	3/0 AWG AL	80	0.561	0.76	0.443	0.61	1.57	854	8	260	375
QOUB0A	Yeshiva	250 MCM AL	95	250 MCM AL	95	0.561	0.76	0.561	0.76	1.64	958	9	260	375
QOVB0A	Greenville	350 MCM AL	95	1/0 AWG AL	80	0.664	0.87	0.352	0.52	1.73	1003	9	325	455
QOVB0A	Gloucester	350 MCM AL	95	3/0 AWG AL	80	0.664	0.87	0.443	0.61	1.74	1072	9	325	455
⁵ QOVB0A	Wesleyan	350 MCM AL	95	4/0 AWG AL	80	0.664	0.87	0.498	0.67	1.76	1120	9	325	455
QOVB0A	Newark	350 MCM AL	95	350 MCM AL	95	0.664	0.87	0.664	0.87	1.86	1285	10	325	455
QOWB0A	Old Dominion	500 MCM AL	95	4/0 AWG AL	80	0.794	1.00	0.498	0.67	1.99	1440	10	400	555
QOWB0A	Rider	500 MCM AL	95	350 MCM AL	95	0.794	1.00	0.664	0.87	2.07	1605	13	400	555
QOWB0A	Westchester	500 MCM AL	95	500 MCM AL	95	0.794	1.00	0.794	1.00	2.14	1765	13	400	555
QOXB0A	Villanova	750 MCM AL	110	350 MCM AL	95	0.974	1.21	0.664	0.87	2.43	2166	15	400	555
QOXB0A	Fairfield	750 MCM AL	110	500 MCM AL	95	0.974	1.21	0.794	1.00	2.49	2327	15	520	685
QOXB0A	Seton Hall	750 MCM AL	110	750 MCM AL	110	0.974	1.21	0.974	1.21	2.60	2611	16	520	685

PRODUCT NOTES:

⁵ Items are Prysmian authorized stock. The above dimensions are approximate and subject to normal manufacturing tolerances.

Conductor sizes #4 AWG and larger, with the exception of #1 AWG 19/Wire, are available with Strandseal®

† Ampacities are based on the following:

90°C conductor temperature, 20°C ambient earth temperature, earth RHO of 90°C-cm/Watt, 100% load factor, 36 inch depth of burial, and neutral carrying only unbalanced load.

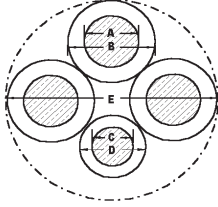
Prysmian Group

700 Industrial Drive | Lexington, SC 29072 | +1-800-845-8507 | www.prysmianusa.com

137 Commerce Drive | Johnstown, Ontario K0E 1T1 | www.prysmiancanada.com

600 Volt SUPERFLEX™ XLP

Low Voltage Utility Cables



Product Number	Code Name	Phase Conductor	Phase Insulation Thickness (mils)	Neutral Conductor	Neutral Insulation Thickness (mils)	Phase Conductor Diameter (in)					Outside Diameter (in)	Cable Weight (lbs/1000ft)	Minimum Bending Radius (in)	† Ampacity (Amps)	
						(A)	(B)	(C)	(D)	(E)				90°C In Duct	90°C Direct Buried
600 Volt Aluminum Quadruplexed - 3/C Phase and 1/C Neutral															
Q0KCK0A	Tulsa	4 AWG AL	60	4 AWG AL	60	0.226	0.35	0.226	0.35	0.86	254	4	75	120	
Q0MCJ0A	Miami	2 AWG AL	60	6 AWG AL	60	0.284	0.41	0.180	0.31	0.94	322	4	100	155	
Q0MCK0A	Dyke	2 AWG AL	60	4 AWG AL	60	0.284	0.41	0.226	0.35	0.97	341	4	100	155	
Q0MCM0A	Wittenberg	2 AWG AL	60	2 AWG AL	60	0.284	0.41	0.284	0.41	1.00	370	6	100	155	
Q0QCM0A	Notre Dame	1/0 AWG AL	80	2 AWG AL	60	0.352	0.52	0.284	0.41	1.20	531	7	135	200	
Q0QCQ0A	Purdue	1/0 AWG AL	80	1/0 AWG AL	80	0.352	0.52	0.352	0.52	1.26	585	7	135	200	
Q0RC00A	Syracuse	2/0 AWG AL	80	1 AWG AL	80	0.395	0.56	0.313	0.48	1.33	653	7	155	225	
Q0RCR0A	Lafayette	2/0 AWG AL	80	2/0 AWG AL	80	0.395	0.56	0.395	0.56	1.37	710	7	155	225	
Q0SCQ0A	Swarthmore	3/0 AWG AL	80	1/0 AWG AL	60	0.443	0.61	0.352	0.52	1.44	794	8	180	260	
Q0SCS0A	Davidson	3/0 AWG AL	80	3/0 AWG AL	80	0.443	0.61	0.443	0.61	1.48	864	8	180	260	
Q0TCM0A	McPherson	4/0 AWG AL	80	2 AWG AL	60	0.498	0.67	0.284	0.41	1.48	884	8	210	295	
Q0TCQ0A	Doane	4/0 AWG AL	80	1/0 AWG AL	80	0.498	0.67	0.352	0.52	1.54	938	8	210	295	
Q0TCR0A	Wake Forest	4/0 AWG AL	80	2/0 AWG AL	80	0.498	0.67	0.395	0.56	1.55	969	8	210	295	
Q0TCT0A	Earlham	4/0 AWG AL	80	4/0 AWG AL	80	0.498	0.67	0.498	0.67	1.62	1056	9	210	295	
Q0UCS0A	Rust	250 MCM AL	95	3/0 AWG AL	80	0.561	0.76	0.443	0.61	1.78	1173	9	230	320	
Q0UCU0A	Palomar	250 MCM AL	95	250 MCM AL	95	0.561	0.76	0.561	0.76	1.85	1277	10	230	320	
Q0VCT0A	Slippery Rock	350 MCM AL	95	4/0 AWG AL	80	0.664	0.87	0.498	0.67	2.00	1548	11	285	385	
Q0VCV0A	Niagara	350 MCM AL	95	350 MCM AL	95	0.664	0.87	0.664	0.87	2.10	1713	13	285	385	
Q0WCV0A	Wofford	500 MCM AL	95	350 MCM AL	95	0.794	1.00	0.664	0.87	2.35	2192	15	350	465	
Q0WCW0A	Marshall	500 MCM AL	95	500 MCM AL	95	0.794	1.00	0.794	1.00	2.42	2352	15	350	465	
Q0XCV0A	Westminster	750 MCM AL	110	350 MCM AL	95	0.974	1.21	0.664	0.87	2.76	3035	17	455	580	
Q0XCW0A	Windham	750 MCM AL	110	500 MCM AL	95	0.974	1.21	0.794	1.00	2.82	3195	17	455	580	
Q0XCX0A	Tabor	750 MCM AL	110	750 MCM AL	110	0.974	1.21	0.974	1.21	2.94	3479	18	455	580	

PRODUCT NOTES:

⁵ Items are Prysmian authorized stock. The above dimensions are approximate and subject to normal manufacturing tolerances.

Conductor sizes #4 AWG and larger, with the exception of #1 AWG 19/Wire, are available with Strandseal®

† Ampacities are based on the following:

90°C conductor temperature, 20°C ambient earth temperature, earth RHO of 90°C-cm/Watt, 100% load factor, 36 inch depth of burial, three phase operation, and neutral carrying no load.

© PRYSMIAN - A Brand of The Prysmian Group 2013. All Rights Reserved. The information contained within this document must not be copied, reprinted or reproduced in any form, either wholly or in part, without the written consent of Prysmian Group. The information is believed correct at the time of issue. Prysmian Group reserves the right to amend any specifications without notice. These specifications are not contractually valid unless authorized by Prysmian Group. Issued July 2013.

Prysmian Group

700 Industrial Drive | Lexington, SC 29072 | +1-800-845-8507 | www.prysmianusa.com
 137 Commerce Drive | Johnstown, Ontario K0E 1T1 | www.prysmiancanada.com