

2kV TYPE RHH/RHW-2

Low Voltage Building Wire



Description

Single copper conductor with 2kV, cross-linked polyethylene (XLPE) insulation.

Specifications

UL - UL 44

ICEA - ICEA S-95-658

FED - Federal Specification JC-30B

For 90°C Wet or Dry Operation.

Ratings

Type RHH/RHW-2

Design Parameters









CONDUCTOR: Class B Compressed concentric strand soft drawn annealed copper or Class B Compact concentric Series 8000 aluminum per ASTM.

INSULATION: High quality, tough, heat resistant and moisture resistant thermosetting cross-linked polyethylene insulation.

Options

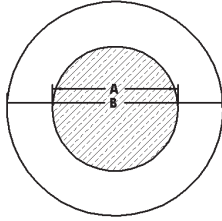
- Compact Conductor Copper
- Compressed Aluminum
- CT Rated 1/0 AWG and larger

Installations

- | | |
|---|--|
|  Direct Buried |  Conduit in Air |
|  Isolated in Air |  In Cable Tray |
|  Wet Locations |  Dry Locations |
|  Industrial |  Underground Duct |

2kV TYPE RHH/RHW-2

Low Voltage Building Wire



Product Number	Conductor	Insulation Thickness (mils)	Conductor Diameter (in.)		Overall Diameter (in.)	Cable Weight (lbs/100ft)	† Ampacity (Amps)	
			(A)	(B)			Raceway or Directly Buried	In Free Air
2kV Copper								
Q21820A	6 AWG CU	70	0.180	0.33	110	75	105	
Q22820A	4 AWG CU	70	0.226	0.38	160	95	140	
Q24820A	2 AWG CU	70	0.284	0.43	245	130	190	
Q26820A	1 AWG CU	90	0.324	0.51	315	150	220	
Q28820A	1/0 AWG CU	90	0.364	0.55	390	170	260	
Q29820A	2/0 AWG CU	90	0.408	0.60	480	195	300	
Q2A820A	3/0 AWG CU	90	0.458	0.65	595	225	350	
Q2B820A	4/0 AWG CU	90	0.515	0.70	735	260	405	
Q2C820A	250 MCM CU	105	0.561	0.78	875	290	455	
QYZ071A	300 MCM CU	105	0.614	0.83	1035	320	505	
Q2D820A	350 MCM CU	105	0.664	0.88	1200	350	570	
QYZ072A	400 MCM CU	105	0.710	0.93	1360	380	615	
Q2E820A	500 MCM CU	105	0.794	1.01	1680	430	700	
QYZ073A	600 MCM CU	120	0.870	1.12	2025	475	780	
Q2F820A	750 MCM CU	120	0.974	1.22	2510	535	885	

PRODUCT NOTES:

s Items are Prysmian authorized stock.
The above dimensions are approximate and subject to normal manufacturing tolerances.

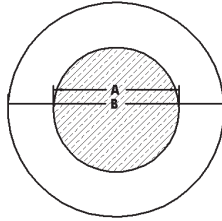
†Ampacities are based on the following:

In Raceway or Directly Buried (NEC 2011 Table 310.15(B)(16):
Not more than three current carrying conductors, 90°C conductor temperature, and 30°C ambient temperature.

In Free Air (NEC 2011 Table 310.15(B)(17)): Single-insulated conductor, 90°C conductor temperature, and 30°C ambient temperature.

2kV TYPE RHH/RHW-2

Low Voltage Building Wire



Product Number	Conductor	Insulation Thickness (milis)	Conductor Diameter (in.)		Overall Diameter (in.)	Cable Weight (lbs./Kft)	† Ampacity (Amps)	
			(A)	(B)			Raceway or Directly Buried	In Free Air
2kV Aluminum								
QXJ530A	6 AWG AL	70	0.171	0.32	50	55	85	
QXJ526A	4 AWG AL	70	0.215	0.36	69	75	115	
QXJ525A	3 AWG AL	70	0.240	0.39	82	85	130	
QXJ528A	1 AWG AL	90	0.299	0.49	131	115	175	
QXJ529A	1/0 AWG AL	90	0.336	0.52	156	135	205	
QXU326A	300 MCM AL	105	0.570	0.79	387	260	395	
QXZ992A	350 MCM AL	105	0.622	0.84	437	280	445	
QXJ527A	700 MCM AL	120	0.877	1.13	840	425	670	
QXJ132A	750 MCM AL	120	0.917	1.17	878	435	700	
QXU969A	800 MCM AL	120	0.947	1.20	931	445	725	
305969A	1000 MCM AL	120	1.071	1.32	1157	500	845	

PRODUCT NOTES:

s Items are Prysmian authorized stock. The above dimensions are approximate and subject to normal manufacturing tolerances.

†Ampacities are based on the following:

In Raceway or Directly Buried (NEC 2011 Table 310.15(B)(16): Not more than three current carrying conductors, 90°C conductor temperature, and 30°C ambient temperature.

In Free Air (NEC 2011 Table 310.15(B)(17)): Single-insulated conductor, 90°C conductor temperature, and 30°C ambient temperature.