



Description

Two conductor cable with stranded copper or aluminum conductors, extruded insulation system consisting of high dielectric strength crosslinked polyethylene, extruded fillers, grounding conductor(s), foamed polymeric layer for superior mechanical protection, longitudinally applied aluminum tape and extruded polymeric layer for resistance against oils and hydrocarbons, overall moisture and sun resistant black PVC jacket. Suitable for Class I Division 2 locations.

Specifications

UL 44


Ratings

Sunlight Resistant
Single Conductor Rated XHHW-2
CSA Cold Blend (-40)

NEMA WC70

Direct Buried

ICEA S-95-658



For 90°C continuous use in wet or dry conditions.

Design Parameters

Conductor

- Class B compact strand soft drawn annealed copper or aluminum Series 8000 per ASTM.

Insulation

- High dielectric strength crosslinked polyethylene insulation to ICEA S-95-658/NEMA WC70 and UL Standard 44 for type XHHW-2.

Grounding Conductors

- Bare stranded copper conductor per UL, ICEA, and ASTM.

Assembly

- Phase identified conductors with extruded fillers and grounding conductors, forming a firm and cylindrical cable core.

Mechanical Protection

- High strength and high crush resistant 2500psi Air Bag™ layer extruded over the core assembly

Chemical Protection

- Drylam™ layer consisting of a laminated aluminum tape and an extruded polymeric layer which provides a moisture barrier and chemical resistance.










Jacket

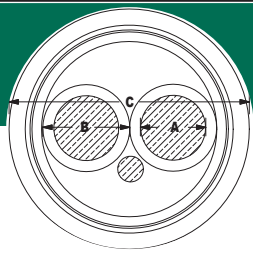
- Sunlight and moisture resistant polyvinyl chloride (PVC) jacket.

Options

- Colored Jackets
- Low Smoke Halogen Free Jacket
- Compressed Conductors
- 2 kV Rating
- UL 1277 Type TC
- ER 'Exposed Run' Rated

Installations

-  In Cable Tray
-  Conduit in Air
-  Direct Buried
-  Underground Duct
-  Isolated in Air
-  Wet Locations
-  Dry Locations
-  Industrial
-  With Messenger



600V 2C AIRGUARD™

600V

Product Number	Conductor	Insulation Thickness (mils)		Ground Wires		Conductor Diameter (in.)		Insulation Diameter (in.)	Overall Jacket Diameter (in.)	Cable Weight (lbs/100')	Minimum Bending Radius (in.)	† Ampacity (Amps)
		No.	Size	(A)	(B)	(C)	‡90°C					
600V AIRGUARD Two Conductor Copper												
QXU090A	1/0 AWG CU	55	1	6 AWG	0.341	0.46	1.36	1519	10	170		
QXJ270A	2/0 AWG CU	55	1	6 AWG	0.376	0.49	1.44	1772	10	195		
QXU072A	4/0 AWG CU	55	1	4 AWG	0.479	0.60	1.65	2542	12	260		
QXZ863A	250 MCM CU	65	1	4 AWG	0.522	0.66	1.87	3108	13	290		
QXJ271A	350 MCM CU	65	1	3 AWG	0.622	0.76	2.08	4065	15	350		
QXJ289A	500 MCM CU	65	1	2 AWG	0.742	0.88	2.34	5430	17	430		

PRODUCT NOTES:

† Ampacities are based on the following:

The above dimensions are approximate and subject to normal manufacturing tolerances.

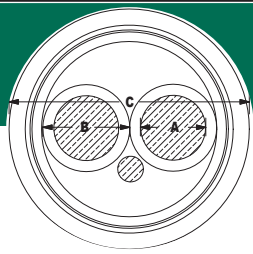
‡ Not more than three current carrying conductors in Raceway, Cable, or Earth (direct buried), based on ambient temperature of 30°C (86°F). Per NEC Table 310.16.

Information Subject to Change without Notice.



1-800-845-8507 (US)
1-800-263-4405 (West-CAN)
1-800-361-1418 (East-CAN)

www.prysmianusa.com
www.prysmiancanada.com



600V 2C AIRGUARD™

600V

Product Number	Conductor	Insulation Thickness (mils)		Ground Wires	Conductor Diameter (in.)		Insulation Diameter (in.)	Overall Jacket Diameter (in.)	Cable Weight (lbs/100')	Minimum Bending Radius (in.)	† Ampacity (Amps)
		No.	Size		(A)	(B)					
600V AIRGUARD Two Conductor Aluminum											
QXJ255A	1 AWG AL	55	1	6 AWG	0.299	0.42	1.27	942	9	115	
QXJ254A	1/0 AWG AL	55	1	6 AWG	0.366	0.45	1.35	1066	10	135	
QXJ256A	2/0 AWG AL	55	1	6 AWG	0.379	0.50	1.44	1214	10	150	
QXJ257A	3/0 AWG AL	55	1	6 AWG	0.423	0.54	1.53	1395	11	175	
QXJ258A	4/0 AWG AL	55	1	4 AWG	0.479	0.60	1.65	1653	12	205	
QXJ259A	250 MCM AL	65	1	4 AWG	0.520	0.66	1.87	2053	13	230	
QXZ980A	300 MCM AL	65	1	4 AWG	0.570	0.71	1.97	2306	14	255	
QXJ290A	350 MCM AL	65	1	4 AWG	0.622	0.76	2.08	2556	15	280	
QXJ261A	400 MCM AL	65	1	3 AWG	0.659	0.80	2.16	2816	16	305	
QXJ262A	500 MCM AL	65	1	3 AWG	0.742	0.88	2.34	3290	17	350	

PRODUCT NOTES:

†Ampacities are based on the following:

‡Not more than three current carrying conductors in Raceway, Cable, or Earth (direct buried), based on ambient temperature of 30°C (86°F). Per NEC Table 310.16.

Information Subject to Change without Notice.

The above dimensions are approximate and subject to normal manufacturing tolerances.



1-800-845-8507 (US)
1-800-263-4405 (West-CAN)
1-800-361-1418 (East-CAN)

www.prysmianusa.com
www.prysmiancanada.com