


600 Volt SUPERTUF™ Ruggedized Low Voltage Utility Cables



Applications

Secondary UD Power Cable, with aluminum conductors and a dual-layer cross-linked polyethylene insulation system that is formulated for a balance of mechanical toughness and flexibility.

Specifications

UL- UL 854

ICEA- ICEA S-81-570

REA- REA U-2

For 90°C Wet or Dry Operation.

Ratings

Type USE-2

Options

- Strandseal®
- Copper or Series 8000 Aluminum Conductor(s)
- Paralleled
- Solid Black Neutral

Installation



Direct Buried



Underground Duct



Wet Locations



Dry Locations



Utility Secondary



Industrial



Underground Service Entrance

Design Parameters

CONDUCTORS: Class B Compressed Unilay (1 AWG to 4/0 AWG) or Compressed Round aluminum alloy 1350 per ASTM.

PHASE INSULATION: Extruded composite two layer SUPERTUF® cable insulation consisting of a clear inner layer of linear low-density polyethylene and outer layer of black, sunlight resistant, high-density polyethylene. The two layers are firmly bonded together and cross-linked.

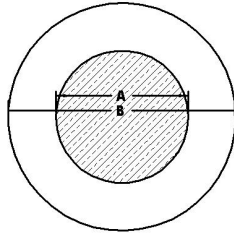
NEUTRAL INSULATION: Extruded composite two layer SUPERTUF® cable insulation consisting of a clear inner layer of linear low-density polyethylene and outer layer of black, sunlight resistant, high-density polyethylene with extruded yellow stripes for neutral identification.

ASSEMBLY: For multiple cable assemblies, one, two, or three phase conductors with one neutral twisted together.

CABLE MARKINGS: Sequential footage markings on one phase conductor. Phase identification surface printed in white ink: 1/C - "Phase A", 1/C - "Phase B", 1/C - "Phase C", as applicable.

600 Volt SUPERTUF™ Ruggedized

Low Voltage Utility Cables



Product Number	Code Name	Phase Conductor	Phase Insulation Thickness (mils)		Phase Conductor Diameter (in)		Outside Diameter (in)	Cable Weight (lbs/100ft)	Minimum Bending Radius (in)	† Ampacity (Amps)	
			(A)	(B)	(A)	(B)				90°C In Duct	90°C Direct Buried
600 Volt Aluminum Single Conductor											
Q0I310A	Cornell	8 AWG AL	60	0.143	0.27	33	2			45	70
Q0J310A	Princeton	6 AWG AL	60	0.180	0.31	45	2			55	90
Q0K310A	Mercer	4 AWG AL	60	0.226	0.35	64	2			75	120
Q0M310A	Clemson	2 AWG AL	60	0.284	0.41	93	2			100	155
Q0O310A	Kenyon	1 AWG AL	80	0.313	0.48	121	2			115	175
^S Q0Q310A	Harvard	1/0 AWG AL	80	0.352	0.52	147	3			135	200
Q0R310A	Yale	2/0 AWG AL	80	0.395	0.56	178	3			155	225
Q0S310A	Tufts	3/0 AWG AL	80	0.443	0.61	216	3			180	260
^S Q0T310A	Beloit	4/0 AWG AL	80	0.498	0.67	264	3			210	295
Q0U31RA	Hofstra	250 MCM AL	80	0.561	0.73	305	3			230	320
Q0U310A	Hofstra	250 MCM AL	95	0.561	0.76	320	4			230	320
^S Q0V31RA	Rutgers	350 MCM AL	80	0.664	0.83	412	4			285	385
Q0V310A	Rutgers	350 MCM AL	95	0.664	0.87	429	4			285	385
^S Q0W31RA	Emory	500 MCM AL	80	0.794	0.96	570	4			350	46
Q0W310A	Emory	500 MCM AL	95	0.794	1.00	589	4			350	465
Q0X310A	Sewanee	750 MCM AL	110	0.974	1.21	870	7			455	580
Q0Y310A	Fordham	1000 MCM AL	110	1.124	1.36	1131	7			540	670

PRODUCT NOTES:

^S Items are Prysmian authorized stock. The above dimensions are approximate and subject to normal manufacturing tolerances.

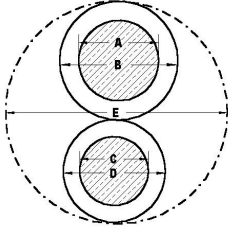
Conductor sizes #4 AWG and larger, with the exception of #1 AWG 19/Wire, are available with Strandseal[®]

† Ampacities are based on the following:

Three conductors triplexed, 90°C conductor temperature, 20°C ambient earth temperature, earth RHO of 90°C-cm/Watt, 100% load factor, 36 inch depth of burial, and three phase operation.

600 Volt SUPERTUF™ Ruggedized

Low Voltage Utility Cables



Product Number	Code Name	Phase Conductor	Phase Insulation Thickness (mils)	Neutral Conductor	Neutral Insulation Thickness (mils)	Phase Conductor Diameter (in)	Phase Insulation Diameter (in)	Neutral Conductor Diameter (in)	Neutral Insulation Diameter (in)	Outside Diameter (in)	Cable Weight (lbs/100ft)	Minimum Bending Radius (in)	† Ampacity (Amps)		
													(A)	(B)	(C)
600 Volt Aluminum Duplexed - 1/C Phase and 1/C Neutral															
5 Q0IDIOA	Bard	8 AWG AL	60	8 AWG AL	60	0.143	0.27	0.143	0.27	0.54	66	3		50	85
5 Q0JDJOA	Clafin	6 AWG AL	60	6 AWG AL	60	0.180	0.31	0.180	0.31	0.62	91	3		65	110
5 Q0KDKOA	Delgado	4 AWG AL	60	4 AWG AL	60	0.226	0.35	0.226	0.35	0.71	129	3		85	140
Q0MDMOA	Everett	2 AWG AL	60	2 AWG AL	60	0.284	0.41	0.284	0.41	0.82	187	4		115	180
Q0RDROA	Findlay	2/0 AWG AL	80	2/0 AWG AL	80	0.395	0.56	0.395	0.56	1.13	358	6		175	265
Q0TDT0A	Hanover	4/0 AWG AL	80	4/0 AWG AL	80	0.498	0.67	0.498	0.67	1.33	532	7		235	345
Q0VDVRA	Glenville	350 MCM AL	80	350 MCM AL	80	0.664	0.83	0.664	0.83	1.66	830	9		325	455
Q0VDV0A	Glenville	350 MCM AL	95	350 MCM AL	95	0.664	0.87	0.664	0.87	1.73	863	9		325	455

PRODUCT NOTES:

s Items are Prysmian authorized stock. The above dimensions are approximate and subject to normal manufacturing tolerances.

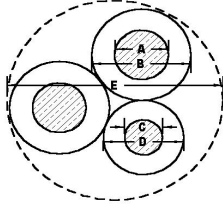
Conductor sizes #4 AWG and larger, with the exception of #1 AWG 19/Wire, are available with Strandseal

† Ampacities are based on the following:

Three conductors triplexed, 90°C conductor temperature, 20°C ambient earth temperature, earth RHO of 90°C-cm/Watt, 100% load factor, 36 inch depth of burial, and three phase operation.

600 Volt SUPERTUF™ Ruggedized

Low Voltage Utility Cables



Product Number	Code Name	Phase Conductor	Phase Insulation Thickness (mils)	Neutral Conductor	Neutral Insulation Thickness (mils)	Phase Conductor Diameter (in)	Phase Insulation Diameter (in)	Neutral Conductor Diameter (in)	Neutral Insulation Diameter (in)	Outside Diameter (in)	Cable Weight (lbs/1000ft)	Minimum Bending Radius (in)	90°C In Duct	90°C Direct Buried					
													(A)	(B)	(C)	(D)	(E)		
600 Volt Aluminum Triplexed - 2/C Phase and 1/C Neutral																			
Q0IE10A	Dowling	8 AWG AL	60	8 AWG AL	60	0.143	0.27	0.143	0.27	0.58	98	3	50	85					
⁵ Q0JE10A	Erskine	6 AWG AL	60	6 AWG AL	60	0.180	0.31	0.180	0.31	0.66	135	3	65	110					
⁵ Q0KEK0A	Vassar	4 AWG AL	60	4 AWG AL	60	0.226	0.35	0.226	0.35	0.76	193	4	85	140					
⁵ Q0MEK0A	Stephens	2 AWG AL	60	4 AWG AL	60	0.284	0.41	0.226	0.35	0.86	250	4	115	180					
Q0MEM0A	Ramapo	2 AWG AL	60	2 AWG AL	60	0.284	0.41	0.284	0.41	0.89	280	4	115	180					
Q0OE00A	Grossmont	1 AWG AL	80	1 AWG AL	80	0.313	0.48	0.313	0.48	1.03	367	6	130	205					
⁵ Q0QEM0A	Brenau	1/0 AWG AL	80	2 AWG AL	60	0.352	0.52	0.284	0.41	1.06	388	6	155	235					
Q0QEQ0A	Bergen	1/0 AWG AL	80	1/0 AWG AL	80	0.352	0.52	0.352	0.52	1.12	443	6	155	235					
Q0REM0A	Fisk	2/0 AWG AL	80.2	2 AWG AL	60	0.395	0.56	0.284	0.41	1.13	450	6	175	265					
⁵ Q0RE00A	Converse	2/0 AWG AL	80	1 AWG AL	80	0.395	0.56	0.313	0.48	1.17	480	6	175	265					
Q0REQ0A	Shaw	2/0 AWG AL	80	1/0 AWG AL	80	0.395	0.56	0.352	0.52	1.19	505	6	175	265					
Q0RER0A	Hunter	2/0 AWG AL	80	2/0 AWG AL	80	0.395	0.56	0.395	0.56	1.21	536	7	175	265					
Q0SEM0A	Calvert	3/0 AWG AL	80	2 AWG AL	60	0.443	0.61	0.284	0.41	1.22	527	7	205	305					
Q0SE00A	Chase	3/0 AWG AL	80	1 AWG AL	80	0.443	0.61	0.313	0.48	1.24	557	7	205	305					
⁵ Q0SEQ0A	Hollins	3/0 AWG AL	80	1/0 AWG AL	80	0.443	0.61	0.352	0.52	1.27	582	7	205	305					
Q0SES0A	Rockland	3/0 AWG AL	80	3/0 AWG AL	80	0.443	0.61	0.443	0.61	1.31	652	7	205	305					
Q0TE00A	Coburn	4/0 AWG AL	80	1 AWG AL	80	0.498	0.67	0.313	0.48	1.34	653	7	235	345					
Q0TEQ0A	Molloy	4/0 AWG AL	80	1/0 AWG AL	80	0.498	0.67	0.352	0.52	1.35	678	7	235	345					
⁵ Q0TER0A	Sweetbriar	4/0 AWG AL	80	2/0 AWG AL	80	0.498	0.67	0.395	0.56	1.37	710	7	235	345					
Q0TETO A	Monmouth	4/0 AWG AL	80	4/0 AWG AL	80	0.498	0.67	0.498	0.67	1.43	792	8	235	345					
Q0UER0A	Aquinas	250 MCM AL	80	2/0 AWG AL	80	0.561	0.73	0.395	0.56	1.48	792	8	260	375					
Q0UERRA	Aquinas	250 MCM AL	95	2/0 AWG AL	80	0.561	0.76	0.395	0.56	1.53	821	8	260	375					
Q0UES0A	Pratt	250 MCM AL	80	3/0 AWG AL	80	0.561	0.73	0.443	0.61	1.50	831	8	260	375					
Q0UES0A	Pratt	250 MCM AL	95	3/0 AWG AL	80	0.561	0.76	0.443	0.61	1.57	859	8	260	375					
Q0UEURA	Yeshiva	250 MCM AL	80	250 MCM AL	80	0.561	0.76	0.561	0.73	1.64	921	8	260	375					
Q0UEU0A	Yeshiva	250 MCM AL	95	250 MCM AL	95	0.561	0.76	0.561	0.76	1.64	964	9	260	375					

PRODUCT NOTES:

⁵ Items are Prysmian authorized stock. The above dimensions are approximate and subject to normal manufacturing tolerances.

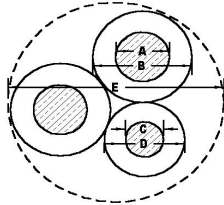
Conductor sizes #4 AWG and larger, with the exception of #1 AWG 19/Wire, are available with Strandseal®

† Ampacities are based on the following:

90°C conductor temperature, 20°C ambient earth temperature, earth RHO of 90°C-cm/Watt, 100% load factor, 36 inch depth of burial, and neutral carrying only unbalanced load.

600 Volt SUPERTUF™ Ruggedized

Low Voltage Utility Cables



Product Number	Code Name	Phase Conductor	Phase Insulation Thickness (mils)	Neutral Conductor	Neutral Insulation Thickness (mils)	Phase Conductor Diameter (in)	Phase Insulation Diameter (in)	Neutral Conductor Diameter (in)	Neutral Insulation Diameter (in)	Outside Diameter (in)	Cable Weight (lbs/100ft)	Minimum Bending Radius (in)	† Ampacity (Amps)	
													(A)	(B)
600 Volt Aluminum Triplexed - 2/C Phase and 1/C Neutral														
Q0VEQRA	Greenville	350 MCM AL	80	1/0 AWG AL	80	0.664	0.87	0.352	0.52	1.66	975	9	325	455
Q0VEQ0A	Greenville	350 MCM AL	95	1/0 AWG AL	80	0.664	0.87	0.352	0.52	1.73	1008	9	325	455
Q0VESRA	Gloucester	350 MCM AL	80	3/0 AWG AL	80	0.664	0.87	0.443	0.61	1.67	1045	9	325	455
Q0VES0A	Gloucester	350 MCM AL	95	3/0 AWG AL	80	0.664	0.87	0.443	0.61	1.74	1078	9	325	455
⁵ Q0VETRA	Wesleyan	350 MCM AL	80	4/0 AWG AL	80	0.664	0.87	0.498	0.67	1.71	1094	9	325	455
⁵ Q0VET0A	Wesleyan	350 MCM AL	95	4/0 AWG AL	80	0.664	0.87	0.498	0.67	1.76	1126	9	325	455
Q0VEVRA	Newark	350 MCM AL	80	350 MCM AL	80	0.664	0.87	0.664	0.87	1.79	1243	9	325	455
Q0VEV0A	Newark	350 MCM AL	95	350 MCM AL	95	0.664	0.87	0.664	0.87	1.86	1292	10	325	455
Q0WETRA	Old Dominion	500 MCM AL	80	4/0 AWG AL	80	0.794	1.00	0.498	0.67	1.92	1409	10	400	555
Q0WET0A	Old Dominion	500 MCM AL	95	4/0 AWG AL	80	0.794	1.00	0.498	0.67	1.99	1446	10	400	555
Q0WEVRA	Rider	500 MCM AL	80	350 MCM AL	80	0.794	1.00	0.664	0.87	2.00	1558	11	400	555
Q0WEV0A	Rider	500 MCM AL	95	350 MCM AL	95	0.794	1.00	0.664	0.87	2.07	1612	13	400	555
Q0WEWRA	Westchester	500 MCM AL	80	500 MCM AL	80	0.794	1.00	0.794	1.00	2.07	1716	13	400	555
Q0WEW0A	Westchester	500 MCM AL	95	500 MCM AL	95	0.794	1.00	0.794	1.00	2.14	1773	13	400	555
Q0XEVRA	Villanova	750 MCM AL	110	350 MCM AL	80	0.974	1.21	0.664	0.87	2.42	2159	15	400	555
Q0XEV0A	Villanova	750 MCM AL	110	350 MCM AL	95	0.974	1.21	0.664	0.87	2.43	2176	15	400	555
Q0XEW0A	Fairfield	750 MCM AL	110	500 MCM AL	80	0.974	1.21	0.794	1.00	2.46	2317	15	520	685
Q0XEW0A	Fairfield	750 MCM AL	110	500 MCM AL	95	0.974	1.21	0.794	1.00	2.49	2337	15	520	685
Q0XEX0A	Seton Hall	750 MCM AL	110	750 MCM AL	110	0.974	1.21	0.974	1.21	2.60	2623	16	520	685

PRODUCT NOTES:

⁵ Items are Prysmian authorized stock. The above dimensions are approximate and subject to normal manufacturing tolerances.

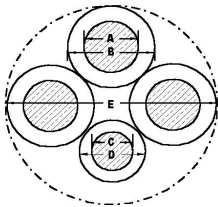
Conductor sizes #4 AWG and larger, with the exception of #1 AWG 19/Wire, are available with Strandseal®

† Ampacities are based on the following:

90°C conductor temperature, 20°C ambient earth temperature, earth RHO of 90°C-cm/Watt, 100% load factor, 36 inch depth of burial, and neutral carrying only unbalanced load.

600 Volt SUPERTUF™ Ruggedized

Low Voltage Utility Cables



Product Number	Code Name	Phase Conductor	Phase Insulation Thickness (mils)	Neutral Conductor	Neutral Insulation Thickness (mils)	Phase Conductor Diameter (in)	Phase Insulation Diameter (in)	Neutral Conductor Diameter (in)	Neutral Insulation Diameter (in)	Outside Diameter (in)	Cable Weight (lbs/1000ft)	Minimum Bending Radius (in)	† Ampacity (Amps)	90°C	
														In Duct	Direct Buried
600 Volt Aluminum Quadruplexed - 3/C Phase and 1/C Neutral															
Q0KFK0A	Tulsa	4 AWG AL	60	4 AWG AL	60	0.226	0.35	0.226	0.35	0.86	256	4		75	120
Q0MFJ0A	Miami	2 AWG AL	60	6 AWG AL	60	0.284	0.41	0.180	0.31	0.94	324	4		100	155
Q0MFK0A	Dyke	2 AWG AL	60	4 AWG AL	60	0.284	0.41	0.226	0.35	0.97	343	4		100	155
Q0MFM0A	Wittenberg	2 AWG AL	60	2 AWG AL	60	0.284	0.41	0.284	0.41	1.00	372	6		100	155
⁵ Q0QFM0A	Notre Dame	1/0 AWG AL	80	2 AWG AL	60	0.352	0.52	0.284	0.41	1.20	535	7		135	200
Q0QFQ0A	Purdue	1/0 AWG AL	80	1/0 AWG AL	80	0.352	0.52	0.352	0.52	1.26	590	7		135	200
Q0RF00A	Syracuse	2/0 AWG AL	80	1 AWG AL	80	0.395	0.56	0.313	0.48	1.33	658	7		155	225
Q0RFR0A	Lafayette	2/0 AWG AL	80	2/0 AWG AL	80	0.395	0.56	0.395	0.56	1.37	714	7		155	225
Q0SFQ0A	Swarthmore	3/0 AWG AL	80	1/0 AWG AL	60	0.443	0.61	0.352	0.52	1.44	799	8		180	260
Q0SFS0A	Davidson	3/0 AWG AL	80	3/0 AWG AL	80	0.443	0.61	0.443	0.61	1.48	869	8		180	260
Q0TFM0A	McPherson	4/0 AWG AL	80	2 AWG AL	60	0.498	0.67	0.284	0.41	1.48	888	8		210	295
Q0TFQ0A	Doane	4/0 AWG AL	80	1/0 AWG AL	80	0.498	0.67	0.352	0.52	1.54	943	8		210	295
⁵ Q0TFR0A	Wake Forest	4/0 AWG AL	80	2/0 AWG AL	80	0.498	0.67	0.395	0.56	1.55	974	8		210	295
Q0TFT0A	Earlham	4/0 AWG AL	80	4/0 AWG AL	80	0.498	0.67	0.498	0.67	1.62	1061	9		210	295
Q0UFSRA	Rust	250 MCM AL	80	3/0 AWG AL	80	0.561	0.73	0.443	0.61	1.70	1137	9		230	320
Q0UFS0A	Rust	250 MCM AL	95	3/0 AWG AL	80	0.561	0.76	0.443	0.61	1.78	1180	9		230	320
Q0UFURA	Palomar	250 MCM AL	80	250 MCM AL	80	0.561	0.73	0.561	0.73	1.77	1227	9		230	320
Q0UFU0A	Palomar	250 MCM AL	95	250 MCM AL	95	0.561	0.76	0.561	0.76	1.85	1284	10		230	320
^s Q0VFTRA	Slippery Rock	350 MCM AL	80	4/0 AWG AL	80	0.664	0.83	0.498	0.67	1.94	1507	10		285	385
^s Q0VFTA	Slippery Rock	350 MCM AL	95	4/0 AWG AL	80	0.664	0.87	0.498	0.67	2.00	1556	11		285	385
Q0VFRRA	Niagara	350 MCM AL	80	350 MCM AL	80	0.664	0.83	0.664	0.83	2.02	1656	13		285	385
Q0VFV0A	Niagara	350 MCM AL	95	350 MCM AL	95	0.664	0.87	0.664	0.87	2.10	1721	13		285	385
Q0WVrA	Wofford	500 MCM AL	80	350 MCM AL	80	0.794	0.96	0.664	0.83	2.27	2129	14		350	465
Q0WV0A	Wofford	500 MCM AL	95	350 MCM AL	95	0.794	1.00	0.664	0.87	2.35	2202	15		350	465
Q0WVrA	Marshall	500 MCM AL	80	500 MCM AL	80	0.794	0.96	0.794	0.96	2.34	2287	15		350	465
Q0WV0A	Marshall	500 MCM AL	95	500 MCM AL	95	0.794	1.00	0.794	1.00	2.42	2363	15		350	465
Q0XFVRA	Westminster	750 MCM AL	110	350 MCM AL	80	0.974	1.21	0.664	0.83	2.72	3030	17		455	580
Q0XFV0A	Westminster	750 MCM AL	110	350 MCM AL	95	0.974	1.21	0.664	0.87	2.76	3047	17		455	580
Q0XFWRA	Windham	750 MCM AL	110	500 MCM AL	80	0.974	1.21	0.794	0.96	2.80	3189	17		455	580
Q0XFW0A	Windham	750 MCM AL	110	500 MCM AL	95	0.974	1.21	0.794	1.00	2.82	3208	17		455	580
Q0XCX0A	Tabor	750 MCM AL	110	750 MCM AL	110	0.974	1.21	0.974	1.21	2.94	3479	18		455	580

PRODUCT NOTES:

⁵ Items are Prysmian authorized stock. The above dimensions are approximate and subject to normal manufacturing tolerances.

Conductor sizes #4 AWG and larger, with the exception of #1 AWG 19/Wire, are available with Strandseal

† Ampacities are based on the following:

90°C conductor temperature, 20°C ambient earth temperature, earth RHO of 90°C-cm/Watt, 100% load factor, 36 inch depth of burial, three phase operation, and neutral carrying no load.

© PRYSMIAN - A Brand of The Prysmian Group 2017. All Rights Reserved. The information contained within this document must not be copied, reprinted or reproduced in any form, either wholly or in part, without the written consent of Prysmian Group. The information is believed correct at the time of issue. Prysmian Group reserves the right to amend any specifications without notice. These specifications are not contractually valid unless authorized by Prysmian Group. Issued October 2017.

Prysmian Group

700 Industrial Drive | Lexington, SC 29072 | +1-800-845-8507 | website: na.prysmiangroup.com
 137 Commerce Drive | Johnstown, Ontario K0E 1T1